

# 2023 PCRRC Data Report

## City of Oxford Police Division



Presented at the June 6, 2024  
Police Community Relations &  
Review Commission meeting

City of Oxford  
Police Division  
Charges by Race from January to December 2023

Race	Traffic & Criminal Citations	% of Total
Asian	54	3.75%
Black	140	9.72%
White	1202	83.41%
Other	0	0%
Unknown	45	3.12%
<b>Total</b>	<b>1441</b>	<b>100%</b>

The number of criminal and traffic charges are taken from the Oxford Police Division's Report Management System. Also, identification of race or ethnicity is typically determined by responding police officer.

City of Oxford  
Police Division  
Arrests by Race from January to December 2023

Race	Arrests	% of Total
Asian	8	1.65%
Black	43	8.87%
White	412	84.95%
Other	1	.2%
Unknown	21	4.33%
Total	485	100%

Source: City of Oxford Police Division Records Management System. The number of Arrests reflects the physical arrest of a person and not the number of criminal charges. This would include a warrant arrest on charges from previous years and expunged records.

City of Oxford  
Police Division

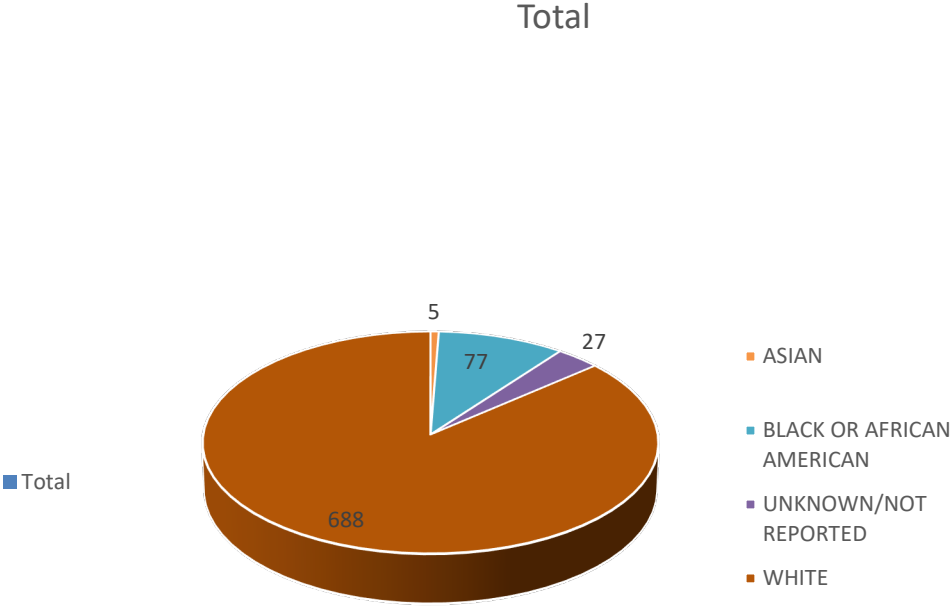
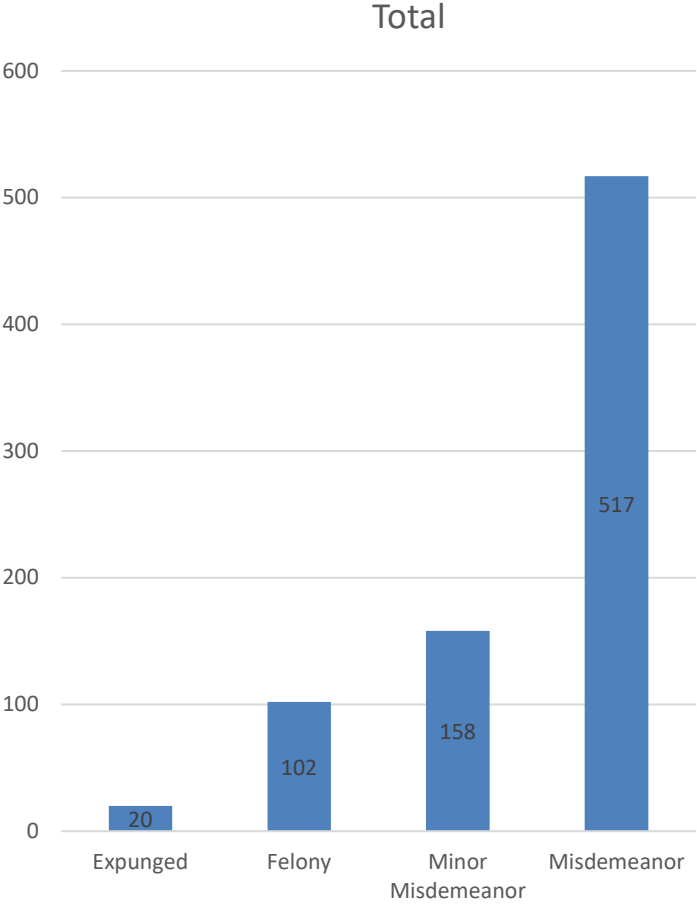
Arrests by Age from January to December 2023

Age	Arrests	% of Total
Under 16	29	5.98%
16 to 25	286	58.97%
26 to 35	66	13.61%
36 to 45	60	12.37%
46 to 60	35	7.22%
61 to 70	8	1.65%
Over 71	1	0.20%
Unknown	0	0
Total	485	100%

# Traffic Citation Breakdown

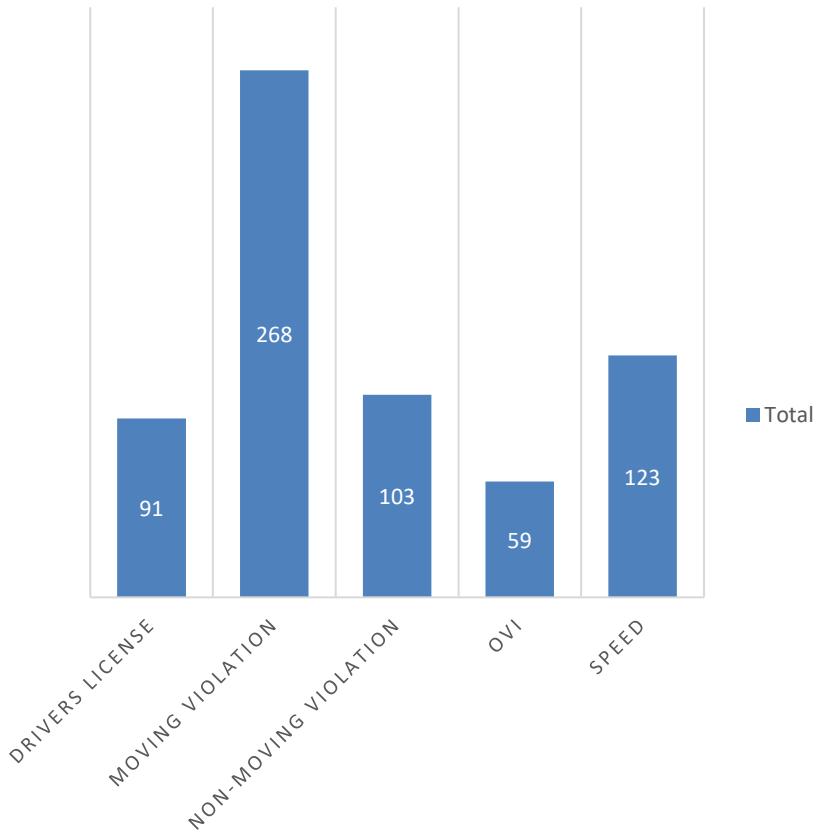
Race	# of Traffic Citations	Percentage
Asian	49	7.61%
Black	63	9.78%
White	512	79.81%
Other	0	0%
Unknown	20	2.80%
Total	644	100%

# 2023 Criminal Charge Breakdown

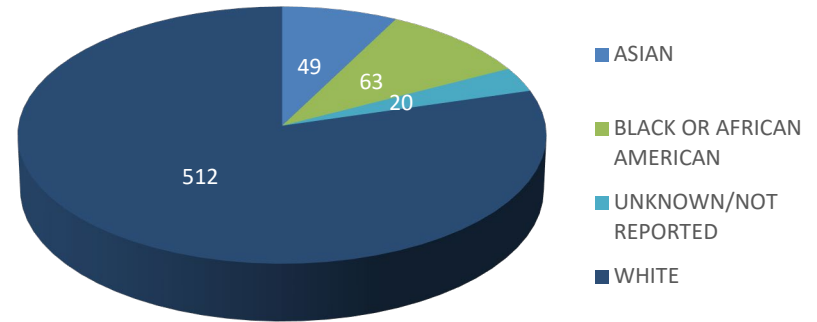


# 2023 Traffic Citation Breakdown

## TRAFFIC CITATIONS BY TYPE



## TRAFFIC CITATIONS BY RACE



## Arrest Trends 2021 - 2023 City of Oxford Police Division

Race	Arrests 2021	% of Total	Arrests 2022*	% of Total	Arrests 2023	% of Total
Asian	13	2.29%	8	2.07%	8	1.65%
Black	52	9.16%	40	10.36%	43	8.87%
White	494	86.97%	327	84.72%	412	84.95%
Other	2	0.35%	0	0%	1	0.2%
Unknown	7	1.23%	11	2.85%	21	4.33%
Total	568	100%	386	100%	485	100%

The number of arrests and citations are taken from the Oxford Police Division's Report Management System. Also, identification of race or ethnicity is typically determined by responding police officer.

# Arrest and Citations Trends

Race	Arrest & Citations 2018	% of Total	Arrests & Citations 2019	% of Total	Arrests & Citations 2020	% of Total
Asian	<b>375</b>	17.45%	<b>350</b>	17.18%	<b>149</b>	9.50%
Black	<b>157</b>	7.31%	<b>156</b>	7.65%	<b>130</b>	8.30%
White	<b>1575</b>	73.29%	<b>1450</b>	71.18%	<b>1228</b>	78.30%
Other			<b>4</b>	0.19%	<b>6</b>	0.40%
Unknown	<b>42</b>	1.95%	<b>77</b>	3.79%	<b>51</b>	3.30%
Total	<b>2149</b>	100%	<b>2037</b>	100%	<b>1564</b>	100%
Race	Arrests & Citations 2021	% of Total	Arrests & Citations 2022	% of Total	Arrests & Citations 2023	% of Total
Asian	<b>101</b>	5.93%	<b>119</b>	6.41%	<b>62</b>	3.22%
Black	<b>167</b>	9.81%	<b>180</b>	9.70%	<b>183</b>	9.50%
White	<b>1358</b>	79.79%	<b>1481</b>	79.80%	<b>1614</b>	83.80%
Other	<b>22</b>	1.30%	<b>4</b>	0.22%	<b>1</b>	0.05%
Unknown	<b>54</b>	3.17%	<b>72</b>	3.88%	<b>66</b>	3.43%
Total	<b>1702</b>	100%	<b>1856</b>	100%	<b>1926</b>	100%

# 2023 Use of Force Reports

USE OF FORCE REPORTS						
Officer	Date	Type of Force	Charges	Age	Race	Sex
44	3/28/2023	Physical	Multiple Felony Warrants/Obstructing Official Business	33	B	M
45	6/5/2023	Physical	Domestic Violence/Resisting Arrest/Assault on PO	51	W	M
42	9/15/2023	Physical	Obstructing Official Business/Prohibitions	20	W	M
51	10/4/2023	Physical	Obstructing Official Business/Resisting Arrest	34	W	F
55	10/4/2023	Physical	Obstructing Official Business/Resisting Arrest	36	W	M
45	9/20/2023	Physical	Criminal Trespass/Resisting Arrest/Drug Paraphernalia	25	W	F
43	11/18/2023	Physical	Resisting Arrest/Assault/Criminal Trespass	20	B	M

# of Incidents					
	2019	2020	2021	2022	2023
Use of Force	11	7	9	10	7
Display of Force	14	13	8	14	8

# 2023 Display of Force Reports

DISPLAY OF FORCE REPORTS						
Officer	Date	Weapon Display	Circumstances	Age	Race	Sex
45	1/11/2023	Firearm	Suicidal/Barricaded Subject	43	W	M
44	2/13/2023	Firearm	Burglary in Progress	18	W	M
42	3/4/2023	Firearm	Parole Violation	34	W	M
55	3/4/2023	Firearm	Agg. Menacing/Carrying Concealed Weapon	14	W	M
44	3/11/2023	Firearm	Burglary/Criminal Damaging/Obstructing Official Business	20	W	M
43/55/40	3/14-3/15	Firearm	Aggravated Robbery/Felony Theft	24	B	M
49/40	6/16/2023	Firearm	Possible Burglary in Progress	31	W	F
46	8/25/2023	Firearm	Warrant Arrest	37	W	M

# Yearly Comparisons

# by Type of Force										
	2019		2020		2021		2022		2023	
Use of Force	Physical	11	Physical	5	Physical	8	Physical	9	Physical	7
	OC Spray	0	OC Spray	1	OC Spray	0	OC Spray	0	OC Spray	0
	Asp	0	Asp	0	Asp	1	Asp	0	Asp	0
	Taser	0	Taser	0	Taser	0	Taser	1	Taser	0
	Both	1								
Display of Force	Firearm	14	Firearm	12	Firearm	8	Firearm	12	Firearm	8
	Taser	0	Taser	1	Taser	0	Taser	0	Taser	0
	OC Spray	0	OC Spray	0	OC Spray	0	OC Spray	1	OC Spray	0
	Firearm/K9	1	Firearm/K9	0						
# by Race and Sex										
	2019		2020		2021		2022		2023	
	Use	Display	Use	Display	Use	Display	Use	Display	Use	Display
Black	1	4	1	4	3	1	1	3	2	1
White	10	11	5	14	6	7	9	10	5	7
Hispanic	0	0	0	0	0	0	0	0	0	0
Asian	0	0	1	0	0	0	0	0	0	0
Male	11	13	6	15	9	8	8	13	5	7
Female	0	2	1	3	0	0	2	0	2	1

# 2023 Formal Complaints

Month of Complaint	Employee Classification	Type of Complaint	Resolution
January	Police Officer	Third party - Brother arrested on OVI traffic stop	Unfounded
March	Police Officer	Citation issued on traffic stop	Exonerated
March	Police Officer	Inappropriate conversation	Sustained – Officer Disciplined
March	Part-time PSA	Internal – improper use of meter maintenance card	Separation of Employment
April	Police Officer	Vehicle towed from Farmers Market	Exonerated
June	Police Officer	Officer following them after call	Exonerated
August	Police Officer	Failure to follow-up on son's case	Unfounded
December	Police Officer	Internal – Use of Force	Exonerated

# Online Feedback Form

Type	# received
Negative experience	23 <ul style="list-style-type: none"><li>• 20 reference 1 use of force incident</li><li>• 2 parking citations</li><li>• 1 officer making arrest on another</li></ul>
Positive experience	2

These comments range from complaints about a parking ticket, to general anonymous complaints, to specific incident complaints and compliments. Follow-up is attempted with the citizen where appropriate.

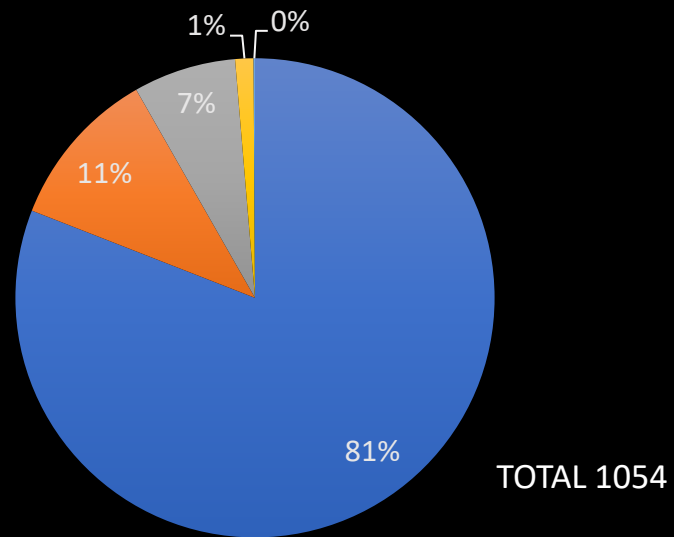
# Social Services Liaison Data

Reason for Referral to outside agency	# of referrals
Senior/Elderly issue	17
Mental Health	56
Financial issues	23
Homelessness	11
Domestic Violence	28
Substance Abuse	16
Abuse/Neglect	12
Civil issues	8
Family matters	7
<b>Total Referrals</b>	<b>162</b>
<b>Total # of persons referred to outside agencies- some contacts have multiple</b>	<b>108</b>
<b>Total # of contacts</b>	<b>118</b>

# 2023 SELF-INITIATED STOP DATA

THE CITY OF OXFORD POLICE DEPARTMENT

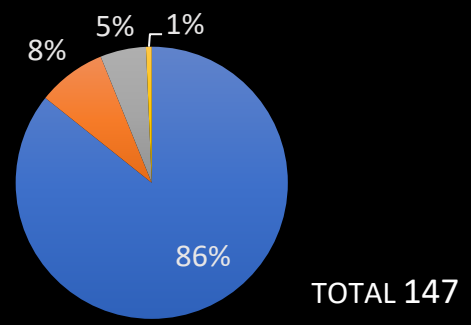
# 2023 TRAFFIC STOP DATA



■ WHITE 853 ■ BLACK 114 ■ ASIAN 73 ■ UNKNOWN 13 ■ PACIFIC 1

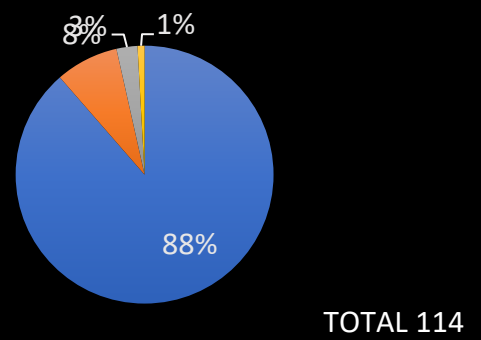
# 2023 TRAFFIC CRASH BENCHMARK DATA

## At fault



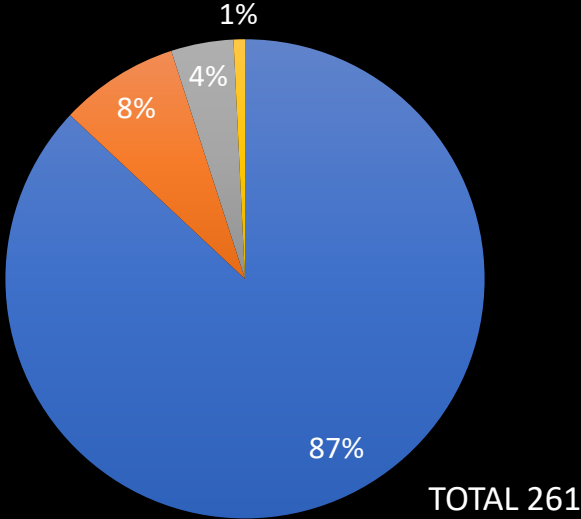
■ WHITE 126 ■ BLACK 12 ■ ASIAN 8 ■ UNKNOWN 1

## No fault



■ WHITE 101 ■ BLACK 9 ■ ASIAN 3 ■ UNKNOWN 1

# 2023 TRAFFIC CRASH BENCHMARK DATA

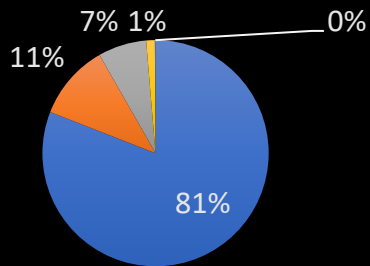


■ WHITE 227 ■ BLACK 21 ■ ASIAN 11 ■ UNKNOWN 2

# TRAFFIC STOP DATA VS TRAFFIC CRASH DATA

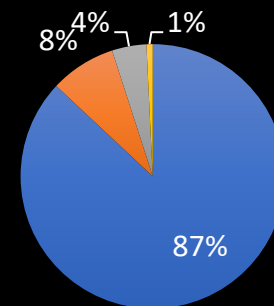
## TRAFFIC CRASH DATA

## TRAFFIC STOP DATA



TOTAL 1054

■ WHITE 853 ■ BLACK 114 ■ ASIAN 73  
■ UNKNOWN 13 ■ PACIFIC 1

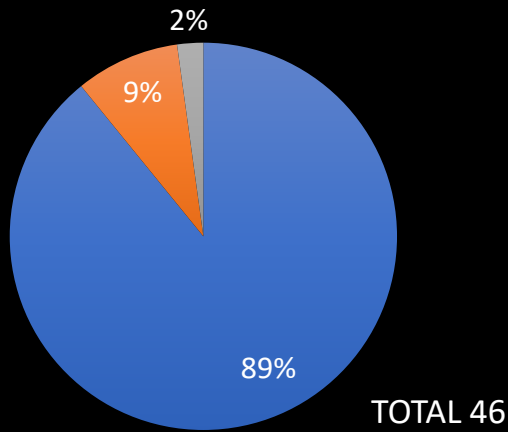


TOTAL 261

■ WHITE 227 ■ BLACK 21 ■ ASIAN 11 ■ UNKNOWN 2

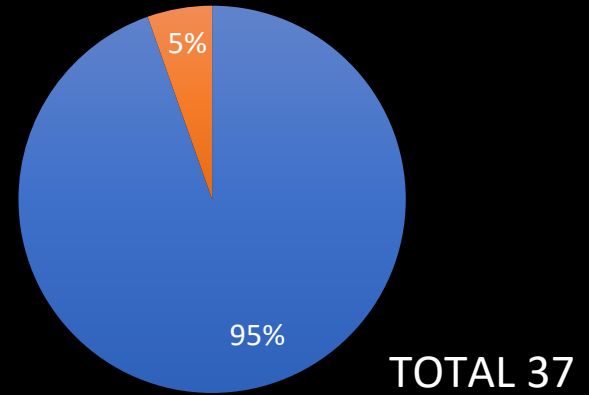
# PEDESTRIAN STOP

## ARREST



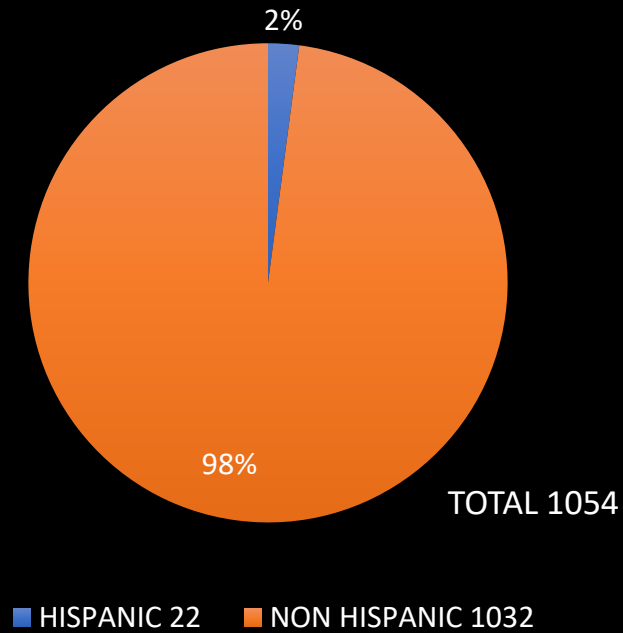
■ WHITE 41 ■ BLACK 4 ■ UNKNOWN 1

## NO ACTION



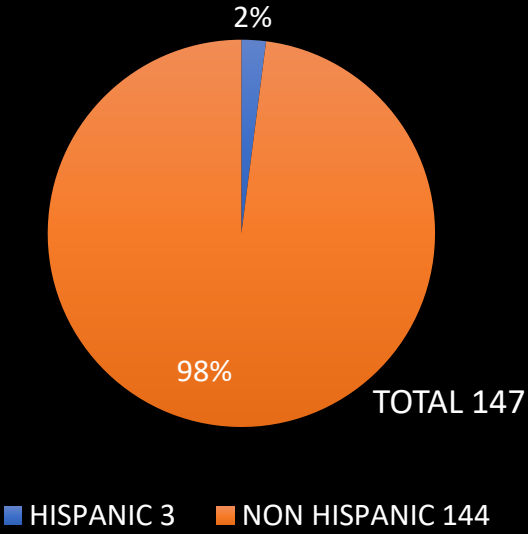
■ WHITE 35 ■ BLACK 2

# ETHNICITY TRAFFIC STOP DATA

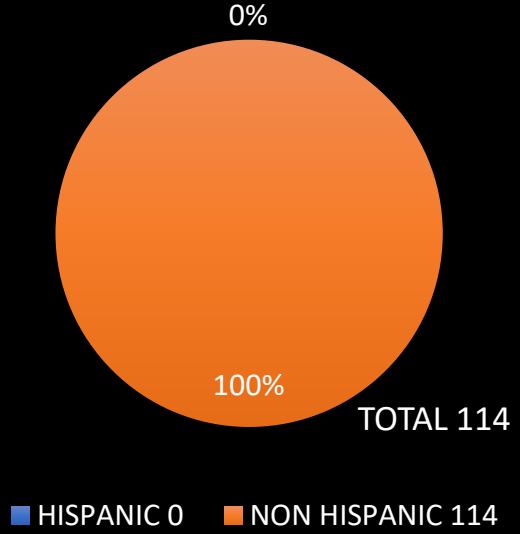


# ETHNICITY CRASH DATA

## AT FAULT

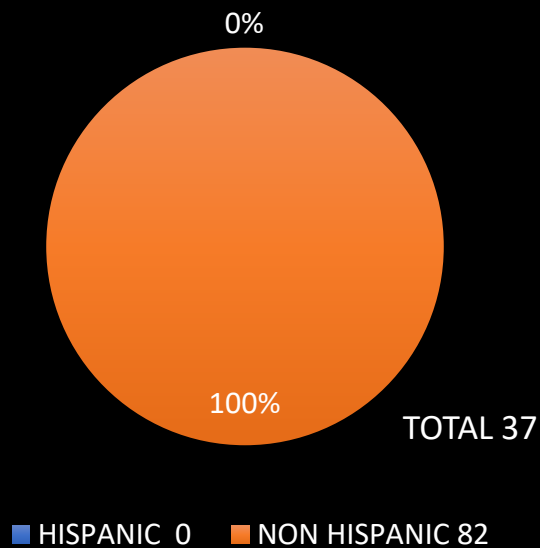


## NO FAULT

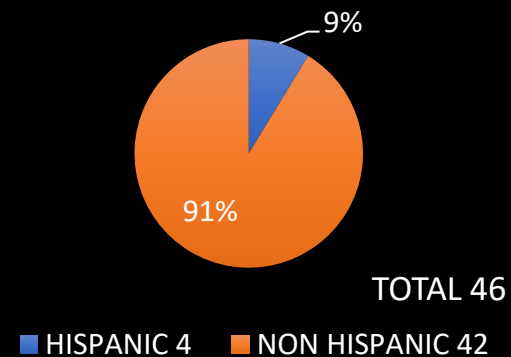


# ETHNICITY PEDESTRIAN STOP DATA

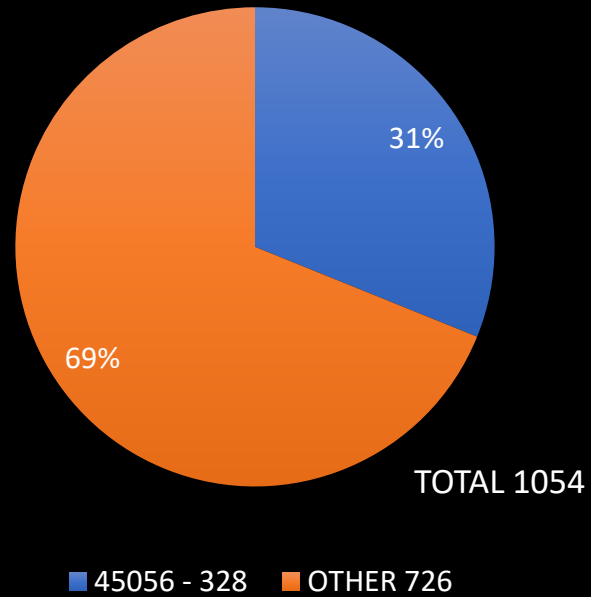
## NO ACTION



## ARREST

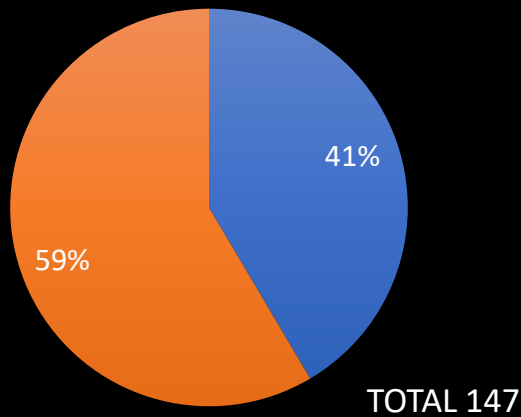


# TRAFFIC STOP ZIP CODE DATA



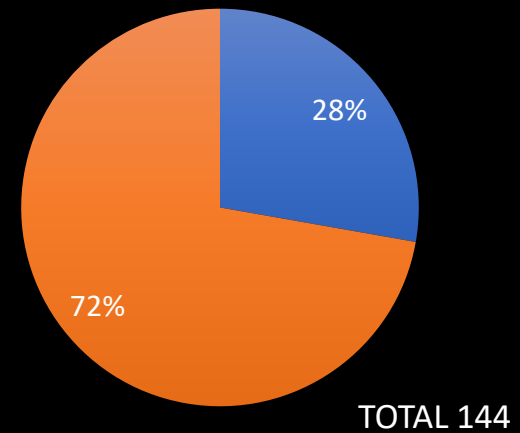
# TRAFFIC CRASH ZIP CODE DATA

## AT FAULT



■ 45056 - 61 ■ OTHER 86

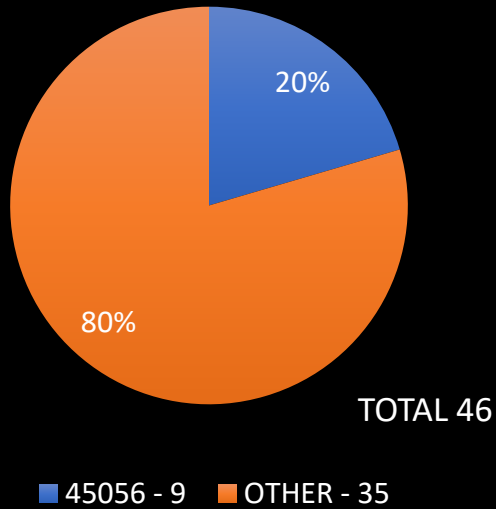
## NO FAULT



■ 45056 - 40 ■ OTHER 104

# PEDESTRIAN STOP ZIP CODE DATA

## ARREST



## NO ACTION

